

Appendix C: Garden Maintenance

HOW TO USE THE APPENDIX

This appendix is a comprehensive guide to the basics of garden maintenance and the care of plants native to the St. Louis region.





































HELP US KEEP UP TO DATE!

We strive to keep this appendix updated with every new release. Help us by letting us know what we've missed!

View the online directory: stlvacancy.com/lot-toolkit/resources

Notify us at stlvacancy.com/contact-form

-  WATER
-  WEEDING
-  WATCH
-  PRUNE
-  UPKEEP

January	February	March	April	May	June
<p> Prune trees and shrubs: Cut away dead or diseased wood, rubbing branches, crossing branches, double sprouts and double leaders</p> <p> Birds pecking on the ground for buried seeds</p>	<p> Complete mulching to prevent spring weeds</p> <p> Birds pecking on the ground for buried seeds</p>	<p> Seed cool-season turf grass if appropriate</p> <p> Remove any henbit or other early-season weeds that appear</p> <p> Cut down standing stems from the previous season</p> <p> Birds returning from migration & early blooms</p>	<p> Water your garden if a week passes without rain</p> <p> Begin mowing turf grass Divide perennials and grasses as needed</p> <p> Remove any early-season weeds that appear</p> <p> Bees and spring butterflies, notably swallowtails and sulphurs</p>	<p> Water your garden if a week passes without rain</p> <p> Remove weeds regularly</p> <p> Bees and spring butterflies, notably swallowtails and sulphurs</p>	<p> Water your garden if a week passes without rain, or every other day if it is unseasonably warm</p> <p> Remove weeds regularly</p> <p> Bees, butterflies, beetles, and flower flies. Ladybugs and mantids may be hunting for insects</p>
July	August	September	October	November	December
<p> Water your garden 2x a week, or every other day in particularly warm weather</p> <p> Remove weeds regularly</p> <p> Bees, butterflies, beetles, and flower flies. Ladybugs and mantids may be hunting for insects</p>	<p> Water your garden if a week passes without rain, or every other day if it is particularly warm or dry</p> <p> Top off mulch as needed</p> <p> Remove weeds regularly</p> <p> Bees, butterflies, beetles, flower flies, and birds such as goldfinches</p>	<p> Water your garden weekly. As temps cool below 75, water less</p> <p> Remove weeds regularly</p> <p> Plant perennials and grasses to fill blank spaces</p> <p> Bees, butterflies, beetles, flower flies, and birds such as goldfinches</p>	<p> Water if temps rise above 75. Otherwise, water every other week.</p> <p> Remove weeds regularly</p> <p> Identify and remove bush honeysuckle</p> <p> Large sulphur butterflies, skippers and birds</p> <p>Leaves begin yellowing and reddening</p>	<p> Watering should not be needed this month</p> <p>Add 2" of mulch around plants before the first frost</p> <p>Leave fallen leaves in place</p> <p>Native seeds can be planted now, they will sprout in spring</p>	<p> Watering should not be needed this month</p> <p>Leave snow, ice or other precipitation on the ground around plants</p> <p>Clean and sharpen tools, winterize machine tools</p> <p> Birds pecking on the ground for buried seeds</p>