

2026 Vacancy to Vibrancy Small Grants Program Grant Application

The Vacancy to Vibrancy Small Grants Program offers up to \$5,000 in funding for vacant lot activation and beautification in St. Louis City. Local organizations and teams can apply to create a vibrant green space on an underutilized or vacant lot in their community.

The Vacancy to Vibrancy grant provides not only financial support but full-time project assistance — including site design, plant procurement, financial management, and more.

Deadline for submission: Tuesday, March 31

Questions? Email grants@stlvacancy.org.

Please review the grant guidelines [here](#) before applying.

★ Denotes a fillable template you can download.

💡 Denotes a supporting document you can download.

Submit your completed application to grants@stlvacancy.org

If you prefer to mail or drop off your application, please email us at grants@stlvacancy.org.



Contact Information

_____ 501(c)3?
Individual or Group Name Yes No

_____ _____
Primary Contact (First and Last Name) Primary Contact Address

_____ _____
Primary Contact Email Primary Contact Phone Number

_____ _____
Website, if applicable Social media handle(s), if applicable

List any other organizations you are working with

Project Site Information

_____ _____
Address of proposed project site Property Owner

LRA Properties: If you intend to purchase an LRA lot for your project, proof of plans to purchase must be included in your application.

I have included proof of plans to purchase Does not apply to my project

Is this a new project? Yes No, it's an abandoned project

Are there existing structures on the site? Yes No

Existing building structures, foundations, and infrastructure must be removed before the project starts.

Your Team

There must be at least three people total on your team (this includes you)

Teammate #1 (You)

First and Last Name

Address

Email

Phone Number

Teammate #2

First and Last Name

Address

Email

Phone Number

Teammate #3

First and Last Name

Address

Email

Phone Number

Additional Teammates

A large, solid grey rectangular area intended for listing additional team members. It occupies the bottom third of the page.

Your Team's Assets

Green spaces require considerable commitment to develop and maintain. While your team doesn't need to be experts to apply, we recommend reviewing the sample maintenance guide and plans (page 9) to familiarize yourself with the efforts involved in caring for your space.

List your team's availability (how much time can they contribute to the project?). Tell us what kind of expertise or knowledge they bring to the group (e.g., "I can commit 2-4 hours a week, and have experience in tree care.)

Teammate #1 (You) Availability: _____

Teammate #2 Availability: _____

Teammate #3 Availability: _____

Additional Teammates Availability: _____


Community Engagement

Community engagement is critical to your application and project. As a public green space, your community should have direct influence on the design and use of the space. Engagement can include door-to-door conversations, flyers, conversations at local events, letters of support, a list of signatures to support the project, and online or in-person outreach.


We strongly encourage you to begin the community engagement process before submitting your application. Applicants who demonstrate the results of their community engagement will receive higher points.

Describe how you have or will engage neighbors about your project. Please attach any supporting documents to your application (optional).

Optional Attachment* I have attached supporting documents



What community feedback did you hear during your outreach, and how does it inform your project?



Community Priorities

Strong projects are rooted in the needs and goals of the communities they serve.

List three (3) community priorities your project aims to address. This could include needs expressed by residents, such as creating a habitat for pollinators, youth activities, a gathering space for neighbors, or preventing illegal dumping.



Briefly explain how your project will meet the goals of the Grant: (1) reduce vacancy, (2) strengthen community health, (3) improve quality of life, and (4) increase awareness of the Vacancy to Vibrancy Small Grants Program.




Project Site Overview

Assess Site Conditions


Provide basic observations to help us understand your proposed project site and inform early design discussions with the technical assistance team.

Please describe any key site conditions that may affect your project idea, such as the location of trees, utility lines, fencing, or major infrastructure.


NOTE: There may be some infrastructure that remains underground. If your project involves digging or moving earth with power equipment, state law requires that you notify underground utility companies three to ten business days before you plan to dig. mo1call.com 1-800-DIG-RITE



Have you noticed any flooding or erosion on the lot (e.g., standing water after rain, soil washing away, soft or muddy areas)?



Have you noticed any safety concerns in the soil, such as broken glass, trash, or buried materials?



Project Site Overview (continued)

Attachment Required* I have attached photos of our current site

Please attach photos of your current site.

NOTE:
You do not need expert soil analysis at this time — just your best description.

Site Conditions

SITE QUALITY (CHOOSE ONE)

- Sandy or Gritty
- Clay
- Average
- Healthy
- Rich

SLOPE (CHOOSE ALL THAT APPLY)

- Steep
- Mild
- Varying
- Subtle
- Flat

SUN LEVELS (CHOOSE ALL THAT APPLY)

- Full Shade
- Light Shade
- Partial Shade
- Part Sun
- Full Sun

WATER ACCESS (CHOOSE ALL THAT APPLY)

- None
- Rain Barrell
- Neighbor Spigot
- Site Spigot
- Existing Irrigation

TREE CANOPE (CHOOSE ALL THAT APPLY)

- No Trees
- Trees in
Adjacent Lots
- 1-2 Trees
- 3-5 Trees
- Many Trees

SAFETY (CHOOSE ONE)


- I Don't Feel Safe
- Uneasy
- Neutral
- Mostly Safe
- I Feel Safe

ACCESIBILTY (CHOOSE ALL THAT APPLY)

- Hard to Get To
- Hard to See
- Not Sure
- Easy to See
- Easy to Get to

Project Site Vision

Describe your idea for the lot use. What do you envision on the lot? (e.g., native garden, neighborhood seating area, public art space).



Provide a simple sketch of your vision for the lot use, and/or project inspiration photos.

Attachment Required* I have attached a simple sketch and/or inspiration photos

 Click [here to download a pdf template](#) for sketching your design

 Click [here to see examples of ideas](#) to help you decide how to transform your space.

Plans for Ongoing Maintenance

Attachment Required* I have attached a maintenance plan

Once you have established your priorities, site conditions, and design, you can identify your maintenance needs. **Below is a sample plan for ongoing maintenance.**

★ Click [here to download a fillable template](#) for your maintenance plan.

💡 Click [here to view an example maintenance plan](#) outlining common tasks for caring for green spaces. Use it to get ideas for what maintaining your site might involve.

EXAMPLE Plans for Ongoing Maintenance				
Task	Tools Needed	Frequency	When to Complete	Assigned to
Lawn Mowing	Lawn mower, Weed whacker	Bi-weekly	Spring/Fall	Jim
Tree Pruning	Pruning sheers, ladder	Bi-annually	Late Fall, Early Spring	Sarah
Flower Bed Maintenance	Pruners, gloves, trowels	Monthly	Spring-Fall	Mary
Trash Collection	Trash bag, gloves	Weekly	Year-Around	Dan
Invasive species removal	Loopers	Bi-weekly	Year-Around	Pam

Funding

Total grant amount requested (cannot exceed \$5,000): _____

Please list any other funding sources you have and the amount, if applicable:

Budget Proposal

Attachment Required* I have attached a budget proposal

Provide a budget proposal showing the major items you expect to purchase, such as plants, tools, contractor help, marketing, etc. Don't worry if you're unsure about exact prices — this section is just to help us understand your overall project idea and needs. During the 6-month grant period, our team will help you refine your budget and manage your purchases.

Note: Only 15% of your budget can be used for marketing and communications, such as flyers and yard signs.

 Click [here to download a fillable template](#) for your budget proposal.

 Click [here to see Potential Products](#) with costs.

EXAMPLE Budget Proposal		
Item	Description	Estimated Cost
Plants	Various Missouri-native plants	\$1,550
Soil	STL Compost Top Soil Plus	\$500
Tree Removal	Local Contractor	\$1,100
Landscaping	Local contractor	\$1,300
TOTAL AMOUNT		\$4,450